



5-String Plaiting




1. Overlap and lie each strip as shown above. It may be helpful to tape the strips in place.




2. Fold the red strip behind the purple strip and overlap with the blue strip as shown.



3. Fold the green string behind the yellow string and overlap with the red string as shown.



4. Repeat the process for the purple string. Fold under the blue string and over the green string as shown. Which string do you fold next?



5. Correct, the yellow string. Fold the yellow string under the red strip and over the purple. Next fold the blue strip under the green strip and over the yellow.

Cut out each individual strip and glue at each intersection to keep strips together OR tie the strips at the bottom.

